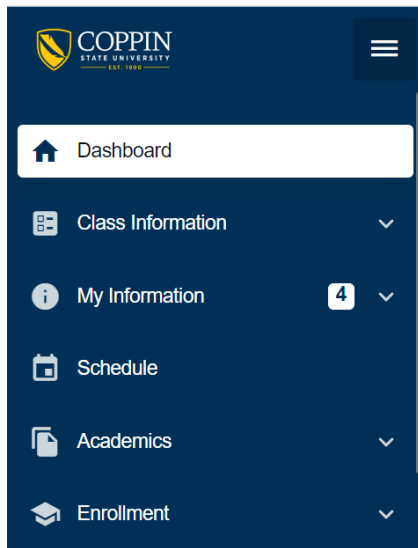


How Do I View My Holds, To Dos, and Tasks

1. Click **EagleLINKS Login** to sign-in to EagleLINKS

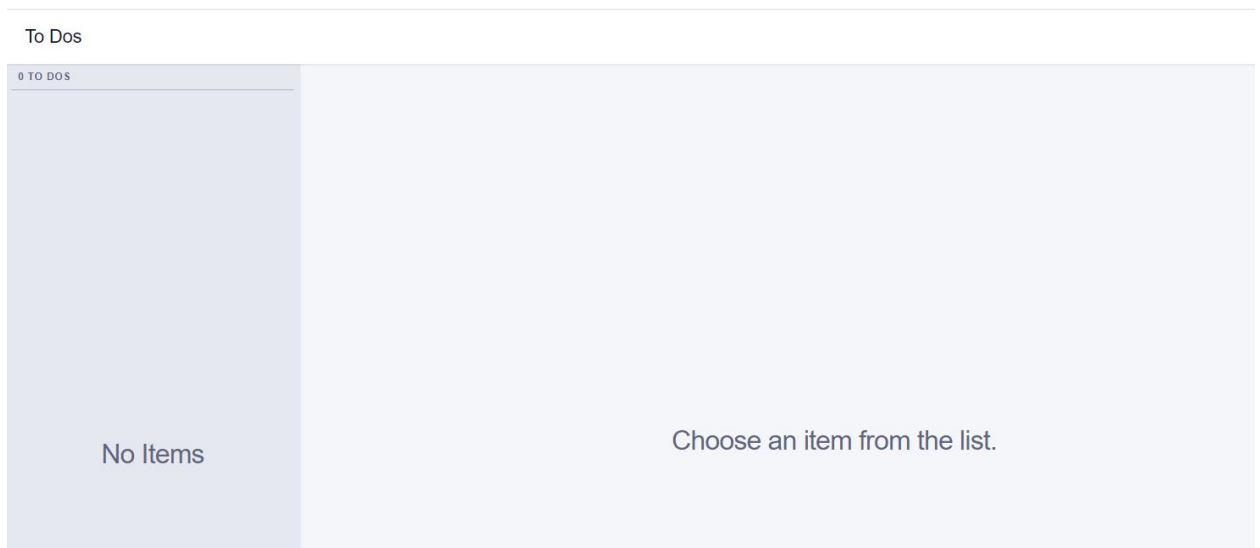
2. Click on the **Three Bars**  icon to open the menu navigation

3. Click on the **My Information** folder



My Information:

To Dos – View To Do items



Tasks – View Tasks that need to be completed


Tasks

0 TASK

No Items

Choose an item from the list.

Holds – View current Holds

Holds 

1 HOLD

Matriculated But Not Enrolled >
Reason: Matriculated But Not Enrolled
Department: Records

Matriculated But Not Enrolled

DETAILS
Reason: Matriculated But Not Enrolled

INSTRUCTIONS
You have been activated for the term indicated by your service indicator. But you do not show enrollment for this term. Please contact the Office of Records and Registration and follow the re-admission policy.